

# FUEL PUMPS

Vehicle	Original Equipment Part No.	Factory Exchange Part No.	Vehicle Manufacturers Part No.
<b>BRISTOL</b>			
1947-57 Passenger Cars 2-litre .	1524516	<b>XP4516o</b>	—
1957-on 2½-litre & 406 Saloon (1959-62)	7950411	<b>XP0411o</b>	—

THE CORRECT



KIT TO USE

Vehicle	Type of Pump	Part No. of Pump	First Aid Kit
1947-57 2 litre Passenger Car	.. UG	1524516	<b>BD-2</b>
1959 2½ litre Eng. & Model 406	.. UG	7950411	<b>BD-2</b>



# FUEL PUMPS

## FIRST AID REPAIR KITS

**ONLY 4 TYPES** give a **90%** coverage of all service needs

Each kit contains the required diaphragm, valves, valve springs and gaskets to cover the 'first aid' repair of an AC Fuel Pump.

AC Fuel Pump First Aid Repair Kits can be carried by motorists as emergency spares.




KIT BD-1	KIT BD-2	KIT BD-3	KIT BD-4
Services all T, TF and TG type pumps fitted to: Austin Bedford Commer Ford Hillman Rover Vauxhall	Services all U, UE, UF, UG, FE, FG, FH, UH pumps fitted to: Austin Bedford Commer Ford Hillman Singer Standard Sunbeam Vauxhall	Services all Y type pumps fitted to: Austin Bedford Ford Hillman Standard Vauxhall	Services all YD and YJ pumps fitted to: Austin Ford cars Hillman Imp Sunbeam Imp Sport Thames light vans to 1960 Standard 8 & 10 h.p. Vauxhall, Wyvern to 1953, Viva

## FAST-MOVING KITS IN A DISPLAY ASSORTMENT

The BDA-2 Repair Kit Assortment has been made up of a proportionate assortment of three popular kits—and provides an easy trade method of ordering, stocking and selling AC Fuel Pump Repair Kits.

The twelve kits are individually boxed and are packed in a striking display outer that will attract sales attention.

### The BDA-2 ASSORTMENT CONTAINS:



Qty.	Kit No.	Pumps Serviced	Principal Vehicle Coverage
<b>BD-2 = 400 to 406</b>			
6	BD-2	U, UE, UF, UG, UH, FE, FG, FH	Austin, Bedford, Commer, Hillman, Humber, Singer, Standard, Sunbeam, Vauxhall (1949-68), Triumph Vitesse, 2000.
2	BD-3	Y	Smaller models of Austin, Bedford, Ford, Hillman, Standard, Vauxhall (1938-56) approx.
4	BD-4	YD, YJ	Smaller models of Ford and Standard (later), Vauxhall Viva, Hillman Imp, Triumph Herald, Spitfire & TR's, Singer Chamois, Sunbeam Imp Sport & Stiletto.

Other AC Fuel Pump First Aid Kits are available to service the full range of AC Fuel Pumps—Details of range and application are given on Inside Back Cover.



# FUEL PUMPS CONVERSION TABLES

# First Aid Repair Kits Kit Number/Part Number



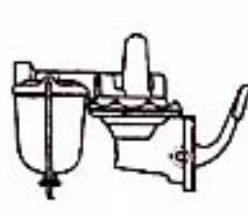

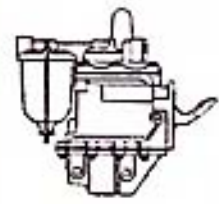

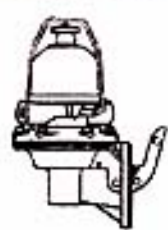

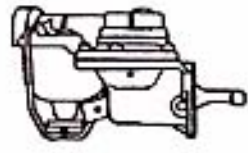



Kit No.	Part No.	Kit No.	Part No.	Kit No.	Part No.
BD-1	1524287	BD-10	7950398	BD-23	7950990
BD-2	1524507	BD-11	7950584	BD-24	7971166
BD-3	1524632	BD-12	7950631	BD-25	7971206
BD-4	7950298	BD-13	7950633	BD-26	7971208
BD-5	1524089	BD-15	7950706	BD-27	7971387
BD-6	1524978	BD-16	7950708	D-15	1538507
BD-7	1524979	BD-17	7950812	D-31	1538518
BD-8	1524980	BD-20	7971098	D-41	5590134
BD-9	7950107	BD-21	7950699	D-53	5591738
		BD-22	7950954	D-54	5591843

Part No.	Kit No.	Part No.	Kit No.	Part No.	Kit No.
1524089	BD-5	5591738	D-53	7950708	BD-16
1524287	BD-1	5591843	D-54	7950812	BD-17
1524507	BD-2	7950107	BD-9	7950954	BD-22
1524632	BD-3	7950298	BD-4	7950990	BD-23
1524978	BD-6	7950398	BD-10	7971098	BD-20
1524979	BD-7	7950584	BD-11	7971166	BD-24
1524980	BD-8	7950631	BD-12	7971206	BD-25
1538507	D-15	7950633	BD-13	7971208	BD-26
1538518	D-31	7950699	BD-21	7971387	BD-27
5590134	D-41	7950706	BD-15		

## MARKET BY TYPES

Kit No.	Pump Type	Principal Vehicle Coverage		Kit No.	Pump Type	Principal Vehicle Coverage	
BD-1	T, TF TG	Austin	1935-48, All	BD-12	CG	Holden	Model FB, after initial production
BD-2	U, UE, UF, UG, UH, FE, FG, FH, MD	Bedford	1935-44, All 6 cyl.	BD-13	UF, FE (Diesel)	Holden	Model FB, early production
		Vauxhall	1937-40, All 6 cyl.	BD-15		AEC	Models with DPA Inj. units
		Austin	1949-60, All exc. A30, A35, A40 (Farina) & Mini, Gipsy (Petrol)			Bedford	300/330 cu. in. Diesel, TC, TD, TK
		BMC	2-7 ton Petrol Trucks & Vans			BMC	2-7 ton Diesel
		Bedford	1956-68, All petrol			Dodge	Fitted Perkins exc. 4/236
			1970 TJ, TK with compressor			International	
		David Brown	1970 CF Van, Petrol			Harvester	Loadstar Trucks, B450 Tractors
		Ford	3 cyl. Petrol			Landrover	Series IIA Diesel
			1945-56, V8			Nuffield	2-5, 3-4, 3-8, 3/45, 4/65 Tractors
			1962, Zephyr 4 & 6 & Zodiac III			Perkins	P4/192, 4A/192, 4/203, A4/212, 4/270, 4/318, 6/288, 6/305, 6/340, 6/354, 597 Saviem
	Hillman	1955-66, Minx & Husky	BD-16	U, UF, UG, UH, FG, FH (Diesel)	Steyr	590, 690, 790, 790 FWD	
	Humber	1966-68, Hunter, Minx 1500			David Brown	1952-53, Cropmaster & Trackmaster	
	Rover	1945-on, All				Models 950 & 990	
		1959-61, Model 80			Landrover	F/C Diesel 1966-on	
		1955-67, Landrover, Petrol			Perkins	P6	
	Sunbeam	Rapier & Alpine	BD-17	YD, MD, YJ	Austin	Gipsy (Diesel)	
	Singer	Gazelle & Vogue			Bedford	CA Van & 200/220 Ins. Diesel Engs. CF Van 4-154 Diesel	
	Standard	Vanguard & Ensign			David Brown	Model 20	
	Triumph	TR's, Vitesse 2000, GT6 & TR5-PI			Ford	Thames Trader, 4 cyl. Diesel	
	Vauxhall	Models E, PA, PB, PC, FB, FC, FD, FDH, HBR & VX4/90				Dexta Light Tractor	
BD-3	Y	Austin	1952-55, A30			P3, 3/144, 3/152, 4/99, 4/107, 4/108 Injection (some)	
		Ford	1954-55, Anglia & Prefect	BD-20	CG	Ford	Corsair V4 & 2000
		Hillman	1948-56, Minx (SV), Husky (SV)	BD-21	VP	AEC	Zephyr, Zodiac, Mk IV. Transit Van "470"
		Standard	1953-55, 8 & 10 h.p.			Bedford	TK, KM
		Vauxhall	1948-53, 4 cyl.			Bolinder	
BD-4	YD, YJ	Austin	1955-61, A30, A35, A40			Munktel	
		DAF	600 & 750 c.c.			BMC	FH
		Ford	1956-59, Anglia & Popular			Commer	CB, CC, TS3
			1959-61, New Anglia			Dodge	Models with Leyland 370 & Perkins 4/236
		Hillman	1956, Minx (SV) & Imp, 1963-on			Ford	D, K & M
		Perkins	3-152 Petrol	BD-22	VP	Leyland	370, 400, 475 Eng.
		Reliant	600, 700	BD-23	VPP	Perkins	4A/189, 4/236, V8-510
		Singer	1964-on Chamois & Sport			Simms	Injection (some)
		Standard	1956-60, 8 & 10 h.p.				Cold Climates
		Sunbeam	1966-on, Imp, Sport, Stiletto				Models with Minemec Units
		Triumph	1959-on, Herald, 1200, 12/50, 1300, 13/60, Spitfire			Chalmers	Tractors with Simms Inj. P4682
		Vauxhall	1964-on Viva & Epic, HA, HB			Albion	Models with Simms Inj. (some)
BD-5	A, B		1929-34. Austin, Bedford, Hill- man, Standard, Vauxhall			Ford	Dorset 2706E
BD-6	UE & FG	Dodge	1956-on, Trucks, Kewbullt, Petrol			Maudslay	Models with Simms Inj.
		Ford	1962-68, Anglia, Cortina, Corsair			Rover	3-5 litre V8, Range Rover
			1968-on, Escort			Nuffield	Mini Tractor
			1969-on Capri 1300, 1600, GT			Leyland	1966-on Models with Simms Inj. (some)
BD-7	WE (Vacuum)	Bedford	Model S, Mar. to Aug., 1952	BD-24	CP		Capri 2000GT
		Ford	Consul & Zephyr, to Oct. 1952	BD-25	YE		Kent Engines
BD-8	WE, WG W (Vacuum)	Bedford	1953-56, 6 cyl.	BD-26	VP		1938-39, Series 40
		Ford	1952-61, Consul, Zephyr				1937-51, Cars & Trucks
			1959-62 Prefect (107E)				Models 48, 50 & FJ
		Holden	Model FE, after Eng. L327358				FE to Eng. L327358
BD-9	Various		Special Export	BD-27	RAI		1952-61, Consul, Zephyr Zodiac
BD-11	YE	BMC	Mini Tractor Diesel				1952-56, 6 cyl.
		M/Ferguson	1959-64, FE35-3A/152	D-15	AF	Buick	
			1960-63, Models 203 & 205			Chevrolet	
		Perkins	3A/152 & 4A/99 Engines	D-53	WG (Vacuum)	Holden	
				D-54	W, WG (Fuel)	Ford	
						Bedford	

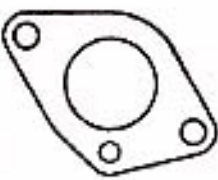
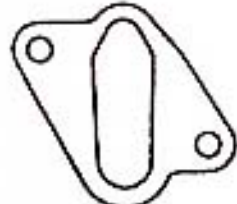
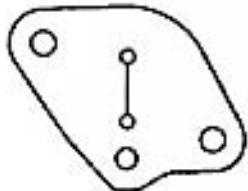



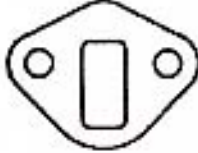
# IDENTIFICATION OF FUEL PUMP TYPES

 <p><b>T</b> Early type standard size with separate valves and pump. Mounting stud holes arranged diagonally.</p> <p><b>TG</b> As type T but glass filter bowl on top.</p> <p><b>TF</b> As type T but mounting holes side by side.</p>	 <p><b>U</b> Standard type of pump with metal filter cover. Mounting stud holes arranged diagonally.</p> <p><b>UF</b> As U but stud holes side by side.</p>	 <p><b>UE</b> Standard type of pump for engines over 1,200 c.c. Detachable valve assemblies and visible side filter. Mounting stud holes arranged diagonally.</p> <p><b>FE</b> As UE but mounting holes side by side.</p>	<p style="text-align: center;"><b>BRISTOL</b></p>  <p><b>UG</b> Standard type of pump with glass filter bowl on top. Mounting stud holes arranged diagonally.</p> <p><b>FG</b> As UG but mounting holes side by side.</p>	 <p><b>WE</b> Combined fuel and vacuum pump. Early type has detachable lower vac. cover. Later double acting type has one-piece lower casting.</p> <p><b>WH</b> As WE but no filter.</p> <p><b>WG</b> As WE but filter bowl on top.</p> <p><b>W</b> Vacuum pump only.</p>	 <p><b>RAI</b> A compact, sealed unit having few service parts. Mounting stud holes arranged side by side.</p>
 <p><b>CG</b> Standard size pump, flat link, filter bowl on top, mounting holes side by side.</p>	 <p><b>UH</b> Standard type of pump without filter. Mounting stud holes arranged diagonally.</p> <p><b>FH</b> As UH but mounting holes side by side.</p>	 <p><b>YE</b> Small size pump for Diesel fuel feed. Glass filter bowl, mounting holes side by side.</p>	 <p><b>Y</b> Small size pump for engines up to 1,200 c.c. Mounting stud holes side by side.</p> <p><b>YD</b> As type Y but later design detachable valve with assemblies.</p> <p><b>YJ</b> As YD but no filter.</p>	 <p><b>VP</b> Vertical diaphragm pump for diesel fuel feed. Mounting holes side by side.</p> <p><b>VPP</b> As VP but with piston-assisted diaphragm.</p>	 <p><b>MD</b> Standard size pump with metal filter cover. Mounting stud holes arranged diagonally.</p>

## Pipe Unions

Assembly Part No. Comprising Union, Nut and Sleeve	PARTICULARS OF UNION				Union Nut	Pipe Sleeve (if used)	Remarks
	Part Number	Description	Thread into Pump	Thread for Union Nut			
114795	114626	1/4" Straight, for pipe sleeve	1/8" x 27*	7/16" x 24	114627	114628	Uses Washer 851011 Uses Washer 855136 Conical seat, in pump Conical seat, in pump Uses Washer 855136 Also uses— Bolt 1524323 Washer 855136 (2) Ditto
114796	114629	7/16" Straight, for pipe sleeve	1/8" x 27*	1/2" x 24	1524190	114631	
114797	114633	7/16" Elbow, for pipe sleeve	1/8" x 27*	1/2" x 24	1524190	114631	
114798	114632	1/4" Elbow, for pipe sleeve	1/8" x 27*	7/16" x 24	114627	114628	
	856810	7/16" Straight, for soldered nipple	1/8" x 27*	1/4" Gas			
	1524114	7/16" Straight, for soldered nipple	1/8" x 20	1/4" Gas			
	1524730	1/4" Straight, for pipe sleeve	1/8" x 20	7/16" x 24	114627	114628	
	1524729	7/16" Straight, for pipe sleeve	1/8" x 20	1/2" x 24	1524190	114631	
	1524328	1/4" Straight, for flared pipe	1/8" x 20	7/16" x 24			
	1524322	7/16" Banjo, for pipe sleeve	1/8" x 20	1/2" x 24	1524190	114631	
• N.P.T.F.	1524555	1/4" Banjo, for pipe sleeve	1/8" x 20	7/16" x 24	114627	114628	

## ENGINE PAD GASKETS

 <p>835683 (-015) 856693 (-025) for B, M, T, TG, U, UE, UG, UH Pumps</p>	 <p>856686 for B, T, U Push Rod Operated Pumps</p>	 <p>1524685 Fabric Oil Control Gasket for T, TG, U, UE, UG, UH Pumps</p>	
 <p>1411094 for W, WE, WG, WH Pumps</p>	 <p>856794 for Y, YD &amp; YJ Pumps</p>	 <p>7950366 Fabric Oil Control for TF, UF, FE, FG, FH Pumps</p>	 <p>7950173 for TF, UF, FE, FG, FH Pumps</p>